

# Acidic Toilet Cleaner & Limescale Remover



When dosing concentrate chemicals always use the recommended PPE, and always read the labels to check best practice for handling both the undiluted & ready to use solutions.

## Product Usage Guide

PREMIUM



### BC061-5



#### Stubborn Stains and Descaling:

**Dilution Rates:**  
**Removing Body Fat -**  
 Dilute 200ml per 5 litres of hot water (1:25).  
**Stainless Steel and Porcelain -**  
 Dilute 100ml per 5 litres of hot water (1:50).  
**Light Soiling, Walls, Ceramic Tiles -**  
 Dilute 20ml per 5 litres of hot water (1:250).

#### Areas for use

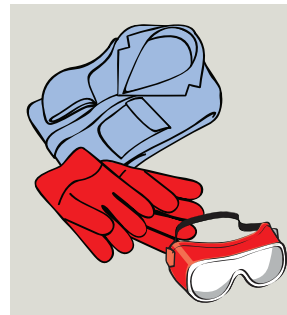


Scan for further product details



#### Health & Safety

Please refer to relevant COSHH Safety Data Sheet



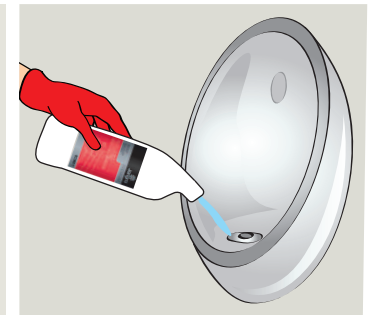
**1** Use appropriate PPE as indicated in the Safety Data Sheet.



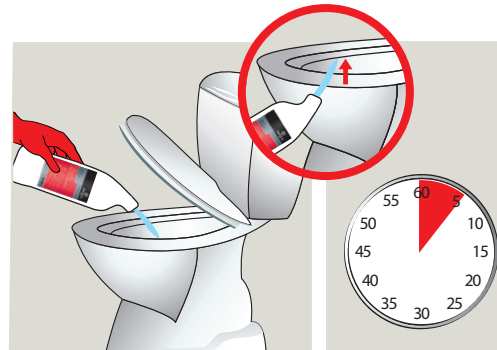
**2** Place Safety Signs.



**3** Carefully fill a 1 litre bottle undiluted.



**4** Apply undiluted to the urinal.



**5** Apply undiluted to the toilet bowl and under the rim.

**6** Leave for 5 minutes



**7** Agitate with brush if necessary.



**8** Flush with clean water.



**9** Remove Safety Signs.



Causes severe skin burns and eye damage. If swallowed, rinse mouth immediately.



www.jangro.net